

APRIL 2023

CUNY Med Clerkship Monthly



Announcements & Reminders

Match Day: Congratulations to all of our students on their success in the residency match! If you missed it you can view the highlights reel [here](#).

Clerkship Orientation: [Lisa Auerbach](#), [Lauren Cochran](#), and [Juana Carmona](#) are starting to plan this 2-week course for rising M3 students that will take place in June. Many of you have participated in the past, including the discipline-specific sessions on oral patient presentations. Would you like to participate again? Do you have any ideas for topics or skills that should be introduced or reinforced before students begin their clerkships? Please contact us!

Alliance for Clinical Education Webinars: A reminder that ACE's Clinical Faculty Development Series recordings are [archived online](#) for on-demand viewing including:

- [Clerkship 101](#): Roles & Logistics of Running the Clinical Course;
- [Thinking Like Doctors](#): Facilitating the Transition to Clerkship-Level Clinical Reasoning;
 - Dr. Stuart reviews several specific strategies including how to approach practical vs. "academic" differential diagnoses, as well as the reverse presentation / ASOAP format
- [Assessment & Grading](#): Dr. Edward Krupat is the former Director of the Center for Evaluation at Harvard Medical School and has authored multiple seminal articles on assessment in medical education;
- UPCOMING: if you'd like to attend the next live session on Curriculum Quality Improvement on **Thurs 4/13 from 1-2pm** you can RSVP [here](#).

VOLUME 3

Upcoming Events

Monday April 17th

Careers in Medicine session for M3 students

SIUH students join on-campus, other students are home

Thursday May 25th

CUNY SoM
Commencement:
MD class of 2023

Shepard Hall
160 Convent Ave

June 12th to 23rd

Clerkship Orientation course for all rising M3 students

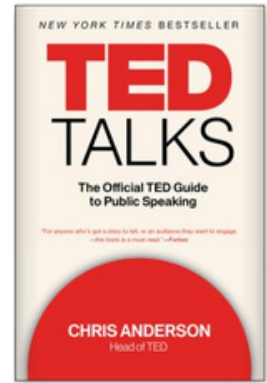
Monday June 26th

First day of clerkships for the new M3 class!



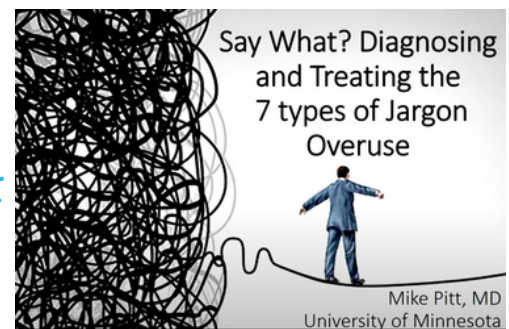
Power Up Your Presentations

Do you give structured presentations for clerkship students or other learners? Take some tips from TED!



1. Start by sparking CURIOSITY, such as sharing an interesting patient case.
2. Think about how you can REBUILD your central concepts or ideas in the minds of your learners, utilizing building blocks that are already familiar to them.

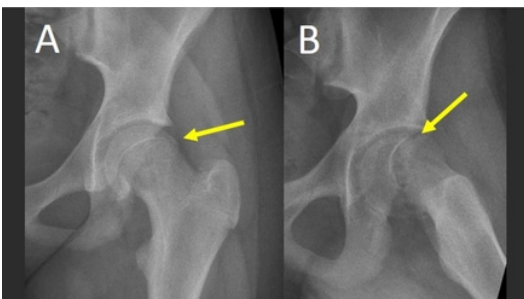
An Example of Fantastic Slide Design



Practical Slide Tips

- Try to limit each slide to **one core idea**.
- **Minimize slide text:** Every word that appears on your slide is likely distracting your learners from what you are communicating verbally. Most people will be reading ahead rather than truly listening.
- Consider starting from **completely blank slides**, rather than a design template that constrains your working space with borders and graphics.
- Choose **one sans serif font** such as Arial or Helvetica, 24-point minimum. Use no more than 3 font SIZES and 2 font COLORS for the whole presentation. Use
- high resolution images. Present images "full-bleed" (extending all the way to the edge of the slide) where possible.

Try This!



Not This!

